



# AC-2000DA

## SERIES COLPOSCOPE

### FEATURES AND BENEFITS

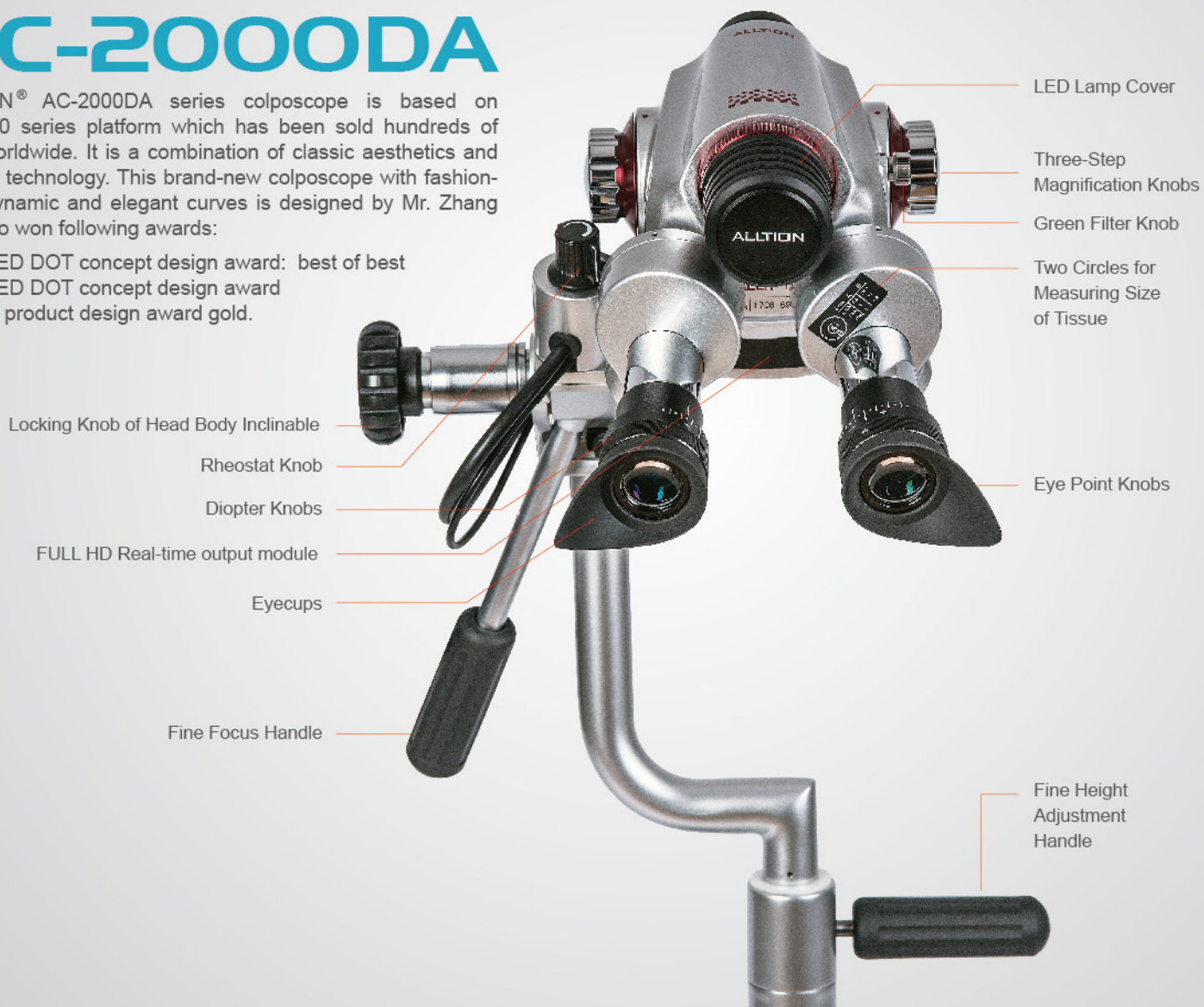
- Direct Access Features.No Blockage Easier Access
- Apochromatic Optic Design
- 3-Step Magnification and/or Single Magnification
- LED Illumination for Long Life & Low Cost
- Integrated Video Camera
- Two Optical Circles for Quick Measuring Size of Tissue
- Integrated Green Filter
- Compact, Light Weight Base with Wheels for Easily Maneuver
- Ergonomic Design for Long Time Precision Operation Comfortably
- Simple Setting Up the Colposcope

**ALLTION**<sup>®</sup>

# AC-2000DA

ALLTION® AC-2000DA series colposcope is based on AC-1000 series platform which has been sold hundreds of units worldwide. It is a combination of classic aesthetics and modern technology. This brand-new colposcope with fashionable, dynamic and elegant curves is designed by Mr. Zhang Xun who won following awards:

2007 RED DOT concept design award: best of best  
 2008 RED DOT concept design award  
 2009 IF product design award gold.



## DIRECTACCESS FEATURE

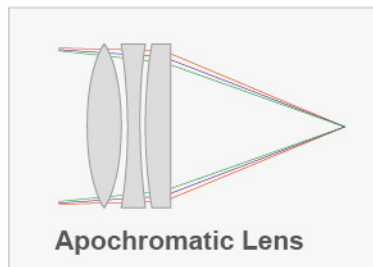
Direct Access features, no blockage from center post. Easier access for instrument use

## SUPERB OPTICAL FEATURES

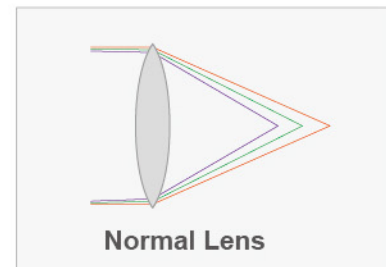
Our excellent optical design makes the colposcope with superb optical feature features, including:

1. High resolution
2. Real 3-Dimensional Precise Image Reproduction
3. Large depth of field
4. Wide Field of View
5. Good Contrast
6. 1080P FULL HD Real-time output of image

Apochromatic optics design could correct the chromatic aberration of three types of colored light effectively. It ensures the reduction and saturation of image color and improves the resolution, contrast and view depth of image.



Color Aberrations from Visible Lights Are Corrected



Visible Light Refraction from Color Aberrations

## 3-STEP MAGNIFICATION AND/OR SINGLE MAGNIFICATION

33-step magnification (3.75x-7.5x-15x) provides larger magnifying range and more selection on magnification to meet the requirement of your practice, from lowest magnification for an overview to high magnification for precise and close inspection and treatment.

For matching your budget requirement, we supply single magnification model as well.





## TWO OPTICAL CIRCLES FOR QUICK MEASURING SIZE OF TISSUE

	$\phi$ mm	A	B
A	3.75X	5.8	22.1
B	7.5X	2	11
	15X	1	5.2



## INTEGRATED GREEN FILTER

Green filter can help you to recognize blood vessels.



No Filter

Green Filter



## LED ILLUMINATION

LED coaxial illuminator provides pure white color light similar to the sun light to show the real color. The bulb life can be over 10,000 hours/10 years for lasting performance. It not only avoids the trouble of changing bulbs, but also saves your cost for the spare bulbs & electric charge.

## INTEGRATED FULL HD VIDEO CAMERA


An integrated 1080P FULL HD video camera is available in specific models. It is very convenient for the doctors to communicate with the patient by this device. The images from integrated video camera can be inputted into a monitor or a TV set directly. Or it can be inputted into a computer by image collection with USB adapter or stored into a hard disk recorder.



## COMPACT, LIGHT WEIGHT BASE WITH WHEEL FOR EASILY MANEUVER

The colposcope is light to be lifted easily only 9.6kgs.The base comes with 5 wheels so that it stands stably and moves freely.

For matching your working space,we supply tilt base model as well.




## ERGONOMIC DESIGN FOR LONG TIME PRECISION OPERATION COMFORTABLY

All ergonomic design assure you can work with our colposcope for long time precision operation most comfortably. It would avoid or reduce your problems on the back and neck.

## COMPLETELY ASSEMBLED AND READY TO USE

Alltton AC-2000DA series of colposcopes are delivered with the head packed separately for secure shipping.The head is easily attached.The components are located as shown picture.



## SPECIFICATION ALLTION AC-2000DA SERIES COLPOSCOPES:

- 1.Total magnification 3.75x, 7.5x, 15x for 3-step models and 7.5x for single magnification models
- 2.300mm focal length
- 3.Field of View: 79mm, 39mm, 19mm dia. for 3-step magnification models and 39mm for single magnification models
- 4.Depth of Field: 4.5mm, 1.13mm, 0.76mm for 3-step magnification models and 1.13mm for single magnification models
- 5.Light intensity: >30,000 LUX
- 6.Individually adjustable eyepiece 16.7x
- 7.Right eyepiece with built-in two circles for you to measure the size of the problem you see.
- 8.Built-in rheostat for brightness adjustment
- 9.User-selectable built-in green filter for enhanced contrast
10. LED bulb is easily changeable.
11. Working Height: 975mm to 1135mm
12. Fine focus adjustment Handles
13. Two (Gross/Fine) height adjustment Handles
14. Unit is completely assembled and ready for use once power is on
15. Main Power Supply: 100V to 240V

	MODEL NO.	SPECIFICATION		
		Magnification	Binocular Head	Built in Camera
Complete Unit	AC-2110DA	Single	Straight	Nil
	AC-2111DA	Single	Straight	Full HD Video Camera
	AC-2310DA	3-Step	Straight	Nil
	AC-2311DA	3-Step	Straight	Full HD Video Camera
Assembly Kits	AC-2110DA Assembly Kit including colposcope head, head holder, power supply without post and base			
	AC-2111DA Assembly Kit including colposcope head, head holder, power supply without post and base			
	AC-2310DA Assembly Kit including colposcope head, head holder, power supply without post and base			
	AC-2311DA Assembly Kit including colposcope head, head holder, power supply without post and base			
Complete Unit	AC-2110DA Tilting stand	Single	Straight	Nil
	AC-2310DA Tilting stand	3-Step	Straight	Nil
	AC-2311DA Tilting stand	3-Step	Straight	Full HD Video Camera

Item and specification subject to change, please contact Alltton for current production information.



# ALLTION®

MICROSCOPES ARE OUR BUSINESS & SERVICE IS OUR PRIDE

Alltton (Guangxi) Instrument Co.,Ltd

Alltton (Wuzhou) Co.,Ltd

Alltton Building, No.10, 3rd Road, Wuzhou Industrial Park, Wuzhou, Guangxi, China. 543100

Tel: +86-0774-2836101, 2836102

Fax: +86-0774-2836192

Email: sales@alltton.com or sales@alltton-microscope.com

Web site: www.alltton.com or www.alltton-microscope.com